

Complete this form for a customized belt conveyor quote.

General Information (*Indicates a required field)

Name*

Street Address*

Email*

Company*

City* **State*** **Zip Code***

Phone*

Application Data:

Ambient Temp Range: °F (Min) °F (Max)

Operation: hours/day **Operation:** days/year

Conveyor Data:

Conveyor Name/Tag:

Conveyor Capacity: STPH **Conveyor Horizontal Length:** ft

Conveyor Lift: ft **Conveyor Incline:** degrees

(If not linear, please sketch curve below)

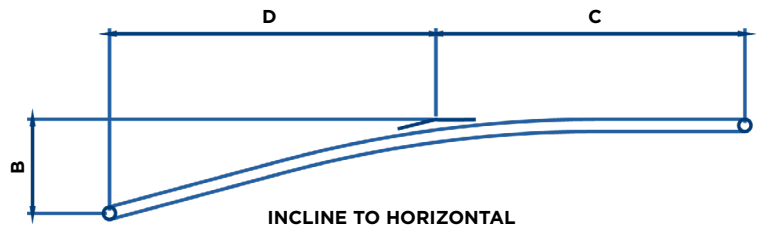
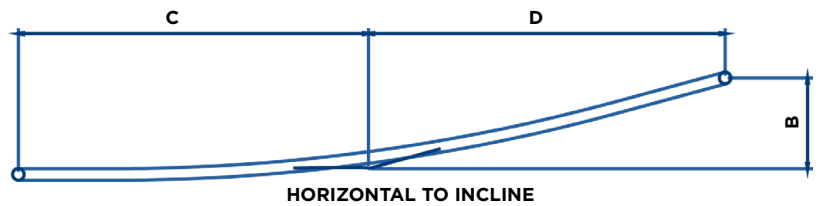
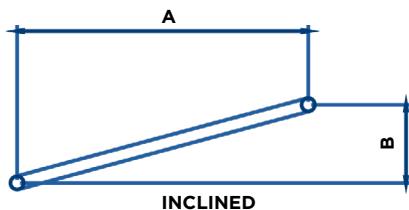
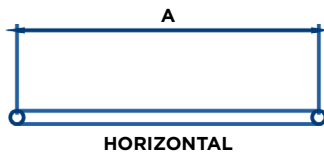
Material (name and/or description):

Material Bulk Density: lbs/ft³

Material Angle of Repose: degrees

Requested Belt Width: in **Take-Up Type:** Manual Automatic

Select your Belt Conveyor Profile:



Other, Contact CDM